

VAPORTIGHT ENCLOSURES

JC Series

Description

Gasketed Enclosures are dust and moisture resistant and require the installation of a striplight or channel type lighting fixture. The enclosures are composed of a fiberglass body and a high impact acrylic / DR crepe pattern diffuser positioned into the continuous gasketed upper body slot and securely held in place by celcon retaining latches that assure a continuous seal.

JC Series

"Complete Unit" including plastic cam latches & end plugs

-JC 240

Shallow enclosure is available in 4' length only and will accept 1 or 2 lamp, rapid start fluorescent fixtures.

-JC 248 and JC 296

Deep enclosure will accept 1 or 2 lamp, rapid start, high output or slimline type fluorescent fixtures.

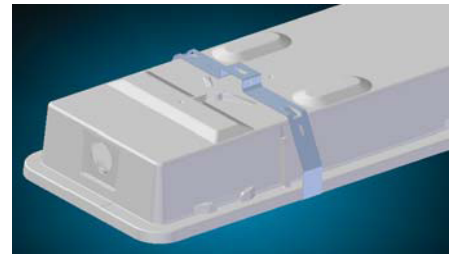


The **JC-PL** Standard Latch, the general purpose latch, enables you to be more selective in your choice of latches for use in your final environment. It should be noted, the **PL** Latch will be shipped as the standard, unless specified otherwise. Here are other Latch choices that you can choose from.



JC-SL (optional)


Stainless Steel latch used where specified or required.



JC-BRKT 1 (optional)

Bracket assembly kit (2 brackets per pack)
2 kits required for 8' unit

Approvals and/or Listings

Underwriters Laboratories 
NSF International
U.S. Department of Agriculture
Canadian Standards Association



Applications

Food Processing Facilities
Kitchens
Parking Garages
Car Washes
Schools
Government Facilities
Industrial Facilities
Public Areas

BERGEN INDUSTRIES

www.bergeninc.com
800-875-1846

Lighting
Job Sites
For Over
35 Years

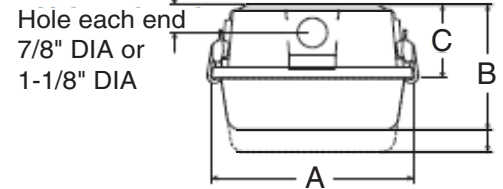


VAPORTIGHT ENCLOSURES

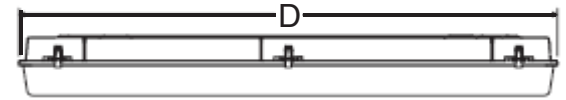
JC Series

JC Dimensions					
Catalog No.	A	B	C	D	E
JC 240-CU	7-5/8"	4-3/4"	2-13/16"	49-59/64"	38-3/4"
Catalog No.	A	B	C	D	E
JC 248-CU	7-5/8"	5-5/8"	2-13/16"	49-59/64"	38-3/4"
Catalog No.	A	B	C	D	E
JC 296-CU	7-5/8"	5-5/8"	2-13/16"	97-15/16"	86-3/4"

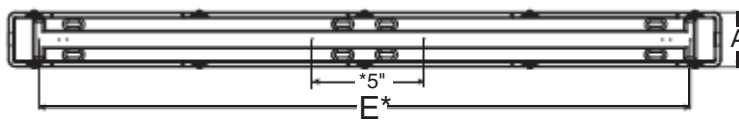
End View & Section



Side View



Top View (8' Unit)



*=Stud Location (Internal)

Top View (4' Unit)



Complete Units

Catalog No.	Description
JC 240-CU	4' Shallow Housing, High Impact Acrylic/DR Diffuser, Latches & End Plugs
JC 248-CU	4' Deep Housing, High Impact Acrylic/DR Diffuser, Latches & End Plugs
JC 296-CU	8' Deep Housing, High Impact Acrylic/DR Diffuser, Latches & End Plugs

Replacement Diffusers

Catalog No.	Wattage
JC 240-L	4' Shallow High Impact Acrylic/DR Clear Crepe Diffuser
JC 248-L	4' Deep High Impact Acrylic/DR Clear Crepe Diffuser
JC 296-L	8' Deep High Impact Acrylic/DR Clear Crepe Diffuser

Features:

STRUCTURALLY RIGID FIBERGLASS BODY

Body is fiberglass reinforced polyester and self-extinguishing (ASTMD635-74). This type of construction does not allow the body to flex during handling and installation.

GASKETED DIFFUSER RETENTION SLOT

The gasketed inverted U-slot provides a positive continuous seal between body and diffuser.

BRASS FIXTURE MOUNTING STUD

The fixture studs are integrally molded into the body to facilitate lighting fixture installation.


HIGH IMPACT ACRYLIC/DR DIFFUSER

Internal crepe pattern allows a smooth exterior surface for ease of cleaning.

DIFFUSER

The diffuser flange fits snugly into the gasketed retention slot forming a continuous seal.

IP65/IP67



BERGEN INDUSTRIES

www.bergeninc.com
800-875-1846

Lighting
Job Sites
For Over
35 Years

